

Boz®

Boz Tıbbi Malz.
San. ve Tic. A.Ş.



Love Your Smile
Dental Sutures

•Monotef •Polytef •Silk •Monamid •Monoprolen •Monokaprol •Glikolak •Fastlak •Polidiox

DENTAL SUTURES

- Soft and supple material
- Excellent handling and knot security
- Minimal package memory

Nonabsorbable, Uncoated
Synthetic, Monofilament, White

Monotef

Polytetrafluoroethylene (PTFE)
Dental Suture



web: www.boztibbi.com - email: boz@boztibbi.com

MONOTEF suture is a non-absorbable, monofilament, sterile, surgical suture composed of Polytetrafluoroethylene. It is manufactured from 100% high-density polytetrafluoroethylene (PTFE) polymer, extruded in such a fashion as to produce a structure with a minimal pore size and volume while maintaining integrity and tensile strength. The suture is undyed (white), contains no additives and free of PFOA.



Needle Length and description	Product No	USP	EP	cm L	Unit	Color
8mm						
1/2 Round Body, Taper Point 280 Micron	MT5770	6/0	0,7	45	12	White
12mm						
3/8 Reverse Cutting 330 Micron	MT1540	6/0	0,7	45	12	White
	MT6019	6/0	0,7	60	12	White
12,3mm						
3/8 Reverse Cutting	MT5763	5/0	1	55	12	White
15mm						
3/8 Reverse Cutting	MT5769	6/0	0,7	45	12	White
16mm						
3/8 Reverse Cutting	MT5771	5/0	1	45	12	White

Our product range is not limited with the list above. The list is just given for example







Nonabsorbable, Uncoated
Synthetic, Monofilament, White

Monotef

Polytetrafluoroethylene (PTFE)
Dental Suture




Needle Length and description			Product No	USP	EP	cm L	Unit	Color
16mm								
3/8 Reverse Cutting		MT5969	5/0	1	60	12	White	
		MT5772	4/0	1,5	45	12	White	
16.2mm								
3/8 Reverse Cutting		MT5766	4/0	1,5	75	12	White	
18mm								
3/8 Reverse Cutting		MT5829	3/0	2	45	12	White	
19mm								
3/8 Reverse Cutting		MT5773	4/0	1,5	45	12	White	
		MT6020	4/0	1,5	60	12	White	

Our product range is not limited with the list above. The list is just given for example

Nonabsorbable, PTFE Coated
Synthetic, Multifilament, Braided, Green

Polytef

Polyester PTFE coated Dental Suture



web: www.boztibbi.com - email: boz@boztibbi.com

POLYTEF polyester suture is a non-absorbable, braided, sterile, surgical suture composed of Poly (ethylene terephthalate). It is prepared from fibers of high molecular weight, long-chain, linear polyester. POLYTEF braids are coated with a polymer of tetrafluoroethylene (PTFE). Coating compound which is nonabsorbable, acts as a lubricant and mechanically improves the physical properties of the braided uncoated suture by improving easy passage through tissues and overall handling qualities. Heavy PTFE coating and tight weave provide minimum friction and eliminates dead space. POLYTEF suture is braided for optimal handling properties and dyed green to increase visibility.

Needle Length and description	Product No	USP	EP	cm L	Unit	Color
10mm						
3/8 Reverse Cutting 330 Micron Micropoint 	PT5556	6/0	0,7	55	12	Green
3/8 Reverse Cutting 280 Micron Micropoint 	PT5557	7/0	0,5	55	12	Green
12mm						
3/8 Reverse Cutting 380 Micron Micropoint 	PT5555	5/0	1	55	12	Green
16mm						
3/8 Reverse Cutting Micropoint 	PT5553	4/0	1,5	75	12	Green
	PT5554	5/0	1	75	12	Green
17mm						
1/2 Trocar Point 	PT5552	4/0	1,5	75	12	Green
18mm						
3/8 Reverse Cutting 	PT5551	3/0	2	75	12	Green
20mm						
3/8 Reverse Cutting 	PT5565	2/0	3	75	12	Green
1/2 Trocar Point 	PT5550	3/0	2	75	12	Green

Our product range is not limited with the list above. The list is just given for example



Nonabsorbable, Silicone coated
Natural, Multifilament, Braided, Black / White







Silk

Silk Dental Suture



web: www.boztibbi.com - email: boz@boztibbi.com

Silk suture is a nonabsorbable, sterile, surgical suture composed of an organic protein called fibroin. This protein is derived from the domesticated species *Bombyx mori* (B. mori) of the family Bombycidae. Silk sutures are processed to remove the natural waxes and gums. Silk suture is braided, dyed black and coated with silicone. Black dye is Hematein HCK (C. I.-color index no. 75290). SILK suture is also available in its natural color, white.

Needle Length and description	Product No	USP	EP	cm L	Unit	Color
12mm						
3/8 Reverse Cutting 430 Micron 	SB1855	5/0	1	75	12	Black
3/8 Reverse Cutting 330 Micron 	SB1542	6/0	0,7	45	12	Black
13mm						
3/8 Reverse Cutting 430 Micron 	SB1931	5/0	1	45	12	Black
3/8 Reverse Cutting 330 Micron 	SB1613	6/0	0,7	45	12	Black
	SB6021	6/0	0,7	60	12	Black
15mm						
3/8 Reverse Cutting 	SB1643	6/0	0,7	45	12	Black
16mm						
3/8 Reverse Cutting 	SB2015	5/0	1	45	12	Black
	SB6022	5/0	1	60	12	Black
	SB1667	6/0	0,7	45	12	Black








Our product range is not limited with the list above. The list is just given for example

Nonabsorbable, Silicone coated
Natural, Multifilament, Braided, Black / White

Silk

Silk Dental Suture



Needle Length and description		Product No	USP	EP	cm L	Unit	Color
17mm							
3/8 Tapercutting		SB6026	4/0	1,5	60	12	Black
18mm							
1/2 Reverse Cutting		SB2622	4/0	1,5	45	12	Black
		SB6023	4/0	1,5	60	12	Black
3/8 Reverse Cutting		SB3089	3/0	2	45	12	Black
		SB6024	3/0	2	60	12	Black
19mm							
1/2 Reverse Cutting		SB3102	3/0	2	75	12	Black
3/8 Reverse Cutting		SB2637	4/0	1,5	45	12	Black
3/8 Reverse Cutting Premium		SB6025	4/0	1,5	60	12	Black
20mm							
3/8 Reverse Cutting		SB3165	3/0	2	45	12	Black
		SB2717	4/0	1,5	45	12	Black

Our product range is not limited with the list above. The list is just given for example

Nonabsorbable, Uncoated
Synthetic, Monofilament, Blue / Black

Monamid

Polyamide 6-6,6 (PA)




Dental Suture



web: www.boztibbi.com - email: boz@boztibbi.com

MONAMİD nylon suture is a nonabsorbable, sterile surgical monofilamentsuture composed of the long-chain aliphatic polymers Nylon 6 and Nylon6,6. MONAMİD sutures are dyed black (C.I. color index no: 77266) or blue(C.I. color index no: 74160) to enhance visibility tissue.

MONAMİD suture meets all requirements established by the United States Pharmacopeia (U.S.P) and European Pharmacopeia for nonabsorbable surgical suture.

Needle Length and description	Product No	USP	EP	cm L	Unit	Color
12mm						
3/8 Reverse Cutting 430 Micron 	MA1852	5/0	1	45	12	Blue
3/8 Reverse Cutting 330 Micron 	MA1542	6/0	0,7	45	12	Black
	MA6027	6/0	0,7	60	12	Black
15mm						
3/8 Reverse Cutting 	MA1966	5/0	1	45	12	Black
3/8 Reverse Cutting Premium 	MA1644	6/0	0,7	45	12	Black
16mm						
3/8 Reverse Cutting 	MA3027	3/0	2	75	12	Blue
	MA2542	4/0	1,5	75	12	Black
	MA2017	5/0	1	45	12	Blue
	MA1667	6/0	0,7	45	12	Black
3/8 Reverse Cutting Premium 	MA2133	5/0	1	60	12	Blue

Our product range is not limited with the list above. The list is just given for example







Nonabsorbable, Uncoated
Synthetic, Monofilament, Blue / Black

Monamid

Polyamide 6-6,6 (PA)

Dental Suture



Needle Length and description		Product No	USP	EP	cm L	Unit	Color
18mm							
3/8 Reverse Cutting		MA3089	3/0	2	45	12	Black
19mm							
3/8 Reverse Cutting		MA3106	3/0	2	45	12	Black
		MA2638	4/0	1,5	45	12	Blue
		MA6028	4/0	1,5	60	12	Blue
20mm							
1/2 Reverse Cutting		MA2709	4/0	1,5	45	12	Blue
3/8 Reverse Cutting		MA3165	3/0	2	45	12	Black

Our product range is not limited with the list above. The list is just given for example

Nonabsorbable, Uncoated
Synthetic, Monofilament, Blue






Monoprolen

Polypropylene (PP) Dental Suture



web: www.boztibbi.com - email: boz@boztibbi.com

MONOPROLEN polypropylene suture is a monofilament, non-absorbable, sterile surgical suture composed of an isotactic crystalline stereoisomer of polypropylene, a synthetic linear polyolefin. The suture is pigmented blue (C.I. #61568) to enhance visibility.

Needle Length and description	Product No	USP	EP	cm L	Unit	Color
12mm						
3/8 Reverse Cutting 430 Micron 	ML1852	5/0	1	45	12	Blue
3/8 Reverse Cutting 330 Micron 	ML1543	6/0	0,7	45	12	Blue
13mm						
3/8 Reverse Cutting 330 Micron 	ML1612	6/0	0,7	45	12	Blue
	ML6032	6/0	0,7	60	12	Blue
15mm						
3/8 Reverse Cutting 	ML1967	5/0	1	45	12	Blue
	ML1642	6/0	0,7	45	12	Blue
16mm						
3/8 Reverse Cutting 	ML3027	3/0	2	75	12	Blue
	ML2536	4/0	1,5	45	12	Blue
	ML2017	5/0	1	45	12	Blue

Our product range is not limited with the list above. The list is just given for example







Nonabsorbable, Uncoated
Synthetic, Monofilament, Blue

Monoprolen

Polypropylene (PP) Dental Suture



Needle Length and description	Product No	USP	EP	cm L	Unit	Color
16mm						
3/8 Reverse Cutting Premium 	ML2133	5/0	1	60	12	Blue
3/8 Reverse Cutting 	ML1669	6/0	0,7	45	12	Blue
18mm						
3/8 Reverse Cutting 	ML3092	3/0	2	75	12	Blue
19mm						
3/8 Reverse Cutting 	ML3107	3/0	2	45	12	Blue
	ML2638	4/0	1,5	45	12	Blue
	ML6028	4/0	1.5	60	12	Blue
20mm						
3/8 Reverse Cutting 	ML3166	3/0	2	45	12	Blue
	ML2715	4/0	1,5	45	12	Blue

Our product range is not limited with the list above. The list is just given for example

Absorbable
Synthetic, Monofilament, Undyed/Violet






Monokaprol

Poly[glycolide(75%)-co-caprolactone(25%)] PGCL
Dental Suture



web: www.boztibbi.com - email: boz@boztibbi.com

MONOKAPROL is a short term absorbable synthetic monofilament suture made of poly(glycolide-co-caprolactone) available in undyed color for the closure of superficial wounds and violet color for the rest of indications. MONOKAPROL offers excellent handling properties and high knot security.

Needle Length and description	Product No	USP	EP	cm L	Unit	Color
12mm						
3/8 Reverse Cutting 430 Micron 	MK1849	5/0	1	45	12	Undyed
3/8 Reverse Cutting 330 Micron 	MK1540	6/0	0,7	45	12	Undyed
	MK6033	6/0	0,7	60	12	Undyed
13mm						
3/8 Reverse Cutting 430 Micron 	MK1933	5/0	1	75	12	Undyed
3/8 Reverse Cutting 330 Micron 	MK1611	6/0	0,7	45	12	Undyed
16mm						
3/8 Reverse Cutting 	MK3024	3/0	2	75	12	Undyed
	MK2533	4/0	1,5	45	12	Undyed
	MK2014	5/0	1	45	12	Undyed
	MK6034	5/0	1	60	12	Undyed
	MK1666	6/0	0,7	45	12	Undyed

Our product range is not limited with the list above. The list is just given for example






Absorbable
Synthetic, Monofilament, Undyed/Violet

Monokaprol

Poly[glycolide(75%)-co-caprolactone(25%)] PGCL
Dental Suture



Needle Length and description			Product No	USP	EP	cm L	Unit	Color
18mm								
3/8 Reverse Cutting		MK2625	4/0	1,5	45	12	Undyed	
		MK6035	4/0	1,5	60	12	Undyed	
19mm								
3/8 Reverse Cutting		MK5608	3/0	2	45	12	Undyed	
		MK2639	4/0	1,5	75	12	Undyed	
20mm								
3/8 Reverse Cutting		MK3167	3/0	2	75	12	Undyed	
		MK2718	4/0	1,5	75	12	Undyed	

Our product range is not limited with the list above. The list is just given for example

Absorbable
Synthetic, Multifilament, Braided, Violet/Undyed

Glikolak





Poly[glycolide(90%)-co-lactide(10%)] (PGLA)
Dental Suture



web: www.boztibbi.com - email: boz@boztibbi.com

GLIKOLAK suture is synthetic absorbable sterile surgical suture which is flexible strand composed of a copolymer synthesized from 90% glycolide and 10 % L-lactide (derived from glycolic and lactic acids). The empirical formula of the copolymer is $(C_2H_2O_2)_m(C_3H_4O_2)_n$. Multifilament suture is consisting of elementary fibres which are assembled by braiding.

GLIKOLAK suture is prepared by coating suture material with a mixture composed of equal parts calcium stearate ($C_{36}H_{70}O_4Ca$) and 30% glycolide and 70% lactide $((C_2H_2O_2)_m(C_3H_4O_2)_n$ where $m:n=3:7$). When GLIKOLAK suture is introduced into a living organism it is absorbed by that organism cause no undue tissue irritation. Copolymer and the coating with calcium stearate have been found to be nonantigenic, nonpyrogenic and elicit only a mild tissue reaction during absorption.

Needle Length and description	Product No	USP	EP	cm L	Unit	Color
12mm						
3/8 Reverse Cutting 430 Micron 	GL1850	5/0	1	45	12	Violet
	GL6036	5/0	1	60	12	Violet
3/8 Reverse Cutting 330 Micron 	GL1541	6/0	0,7	45	12	Violet
13mm						
3/8 Reverse Cutting 330 Micron 	GL1611	6/0	0,7	45	12	Undyed
16mm						
3/8 Reverse Cutting 	GL3024	3/0	2	75	12	Undyed
	GL2533	4/0	1,5	45	12	Undyed
	GL2014	5/0	1	45	12	Undyed
	GL6037	5/0	1	60	12	Violet
	GL1674	6/0	0,7	75	12	Violet
17mm						
1/2 Round Body, Taper Point 	GL2576	4/0	1,5	45	12	Violet
	GL6038	4/0	1,5	60	12	Violet

Our product range is not limited with the list above. The list is just given for example






Absorbable
Synthetic, Multifilament, Braided, Violet/Undyed

Glikolak

Poly[glycolide(90%)-co-lactide(10%)] (PGLA)
Dental Suture



Needle Length and description		Product No	USP	EP	cm L	Unit	Color
18mm							
3/8 Reverse Cutting		GL3090	3/0	2	45	12	Violet
		GL6039	3/0	2	60	12	Violet
19mm							
3/8 Reverse Cutting		GL3108	3/0	2	75	12	Undyed
		GL2639	4/0	1,5	75	12	Undyed
20mm							
3/8 Reverse Cutting		GL3164	3/0	2	45	12	Violet
		GL2716	4/0	1,5	45	12	Undyed

Our product range is not limited with the list above. The list is just given for example

Rapid Absorbable PGLA Suture
Synthetic, Multifilament, Braided, Undyed

Fastlak

Poly[glycolide(90%)-co-lactide(10%)] (PGLA)
Dental Suture



web: www.boztibbi.com - email: boz@boztibbi.com

FASTLAK suture is synthetic absorbable sterile surgical suture which is flexible strand composed of a copolymer synthesized from 90% glycolide and 10 % L-lactide (derived from glycolic and lactic acids). The empirical formula of the copolymer is $(C_2H_2O_2)_m(C_3H_4O_2)_n$. Multifilament suture is consisting of elementary fibres which are assembled by braiding. FASTLAK is gamma degraded or having lower molecular weight form of PGL to supply rapid hydrolysis/absorption of PGL.

Needle Length and description	Product No	USP	EP	cm L	Unit	Color
12mm						
3/8 Reverse Cutting 330 Micron 	FL1545	6/0	0,7	75	12	Undyed
16mm						
3/8 Reverse Cutting 	FL1673	6/0	0,7	75	12	Undyed
	FL2019	5/0	1	75	12	Undyed
	FL2539	4/0	1,5	75	12	Undyed
19mm						
3/8 Tapercutting 	FL6040	4/0	1,5	60	12	Undyed
3/8 Reverse Cutting Premium 	FL6041	4/0	1,5	60	12	Undyed
20mm						
3/8 Reverse Cutting 	FL2250	5/0	1	75	12	Undyed

Our product range is not limited with the list above. The list is just given for example

Absorbable
Synthetic, Monofilament, Violet






Polidiox

Polydioxanone (PDO) Dental Suture



web: www.boztibbi.com - email: boz@boztibbi.com

POLIDIOX (polydioxanone) monofilament synthetic absorbable suture is prepared from the polyester, poly(p-dioxanone). The empirical molecular formula of the polymer is $(C_{12}H_{10}O_5)_x$. POLIDIOX sutures are dyed violet (D&C Violet No. 2 C.I. # 60725/ Solvent Violet 13) to enhance visibility in tissue. Polydioxanone polymer has been found to be nonantigenic, nonpyrogenic and elicits only a slight tissue reaction during absorption.




Needle Length and description	Product No	USP	EP	cm L	Unit	Color
12mm						
3/8 Reverse Cutting 380 Micron 	PX1846	5/0	1	45	12	Violet
3/8 Reverse Cutting 330 Micron 	PX5851	6/0	0,7	45	12	Violet
16mm						
3/8 Reverse Cutting 	PX2540	4/0	1,5	75	12	Violet
	PX2021	5/0	1	75	12	Violet
19mm						
3/8 Reverse Cutting 	PX5466	3/0	2	70	12	Violet
	PX2635	4/0	1,5	45	12	Violet
20mm						
3/8 Reverse Cutting 	PX2719	4/0	1,5	75	12	Violet

Our product range is not limited with the list above. The list is just given for example

Comparision of Suture Size










A

USP values are stated for the non-absorbable mono/multifilament and absorbable multifilament sutures in the columns under A.

USP	Metric	Suture Diamater, mm	% reduction
3	6	 0.600-0.699	
2	5	 0.500-0.599	28
1	4	 0.400-0.499	33
0	3.5	 0.350-0.399	30
2/0	3	 0.300-0.349	25
3/0	2	 0.200-0.249	43
4/0	1.5	 0.150-0.199	40
5/0	1	 0.100-0.149	50
6/0	0.7	 0.070-0.099	53
7/0	0.5	 0.050-0.069	49
8/0	0.4	 0.040-0.049	42
9/0			
10/0			

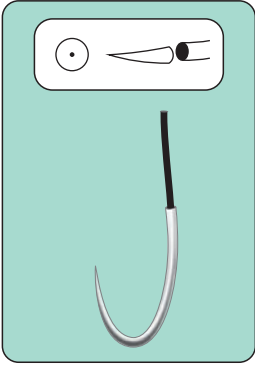
B

USP values are stated for the monofilament absorbable sutures in the columns under B.

USP	Metric	Suture Diamater, mm	% reduction
3			
2	5	 0.571-0.610	
1	4	 0.500-0.570	18
0	3.5	 0.400-0.499	30
2/0	3	 0.340-0.399	32
3/0	2	 0.250-0.339	37
4/0	1.5	 0.200-0.249	35
5/0	1	 0.150-0.199	40
6/0	0.7	 0.095-0.149	52
7/0	0.5	 0.050-0.094	66
8/0			
9/0			
10/0			

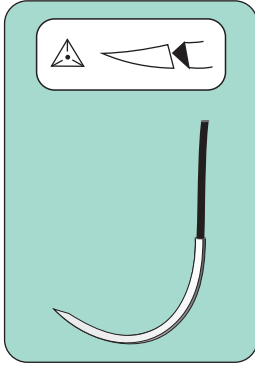
Tip Shapes According to Lengths

Round Body, Taper Point



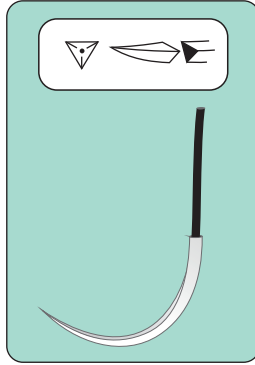
Doesn't have a cutting edge. Has a conic body becoming sharp towards its tip. Is used in tissues showing low resistance to the needle.

Inside Cutting



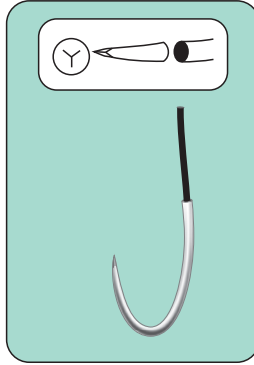
Inside (Inside apex) cutting needle has cutting edges at the top and in its two sides, becomes sharp towards its tip and has triangular point.

Reverse Cutting



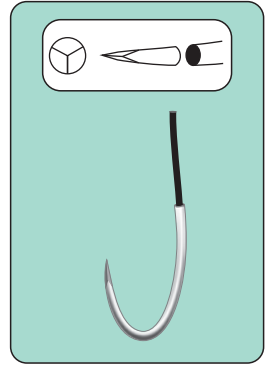
Reverse (Outside apex) cutting needle has cutting edges at the bottom and in its two sides, becomes sharp towards its tip and has triangular point.

CC Needle



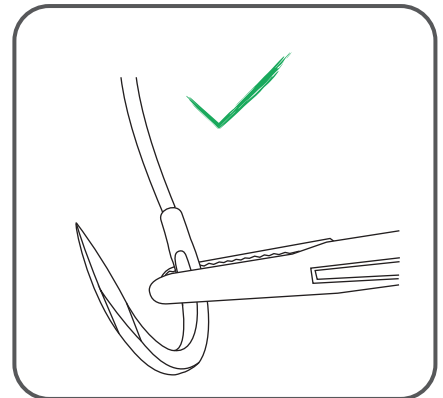
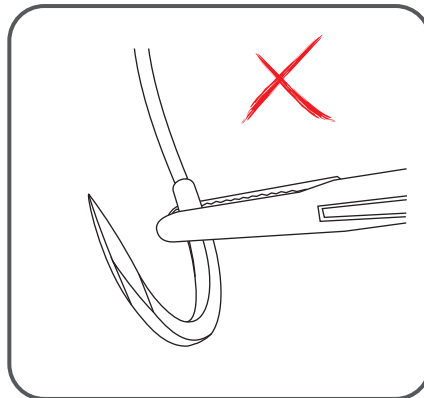
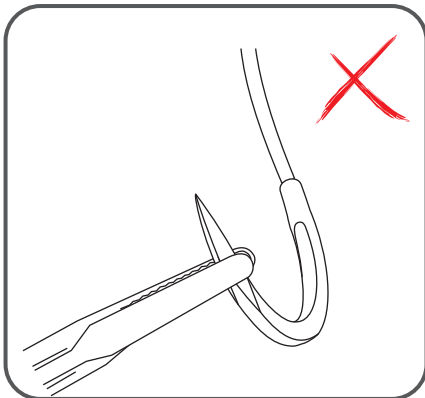
It combines the properties of round and cutting needles. Three cutting edges of the needle does not combine with the round body. Sharp edges have single cutting type.

Tapercutting



Combine the features of the reverse cutting edge tip and taper point needles. Three cutting edges extend from the point. These blend into a round taper body. All three edges are sharpened to provide uniform cutting action.

Use of Needle Holders

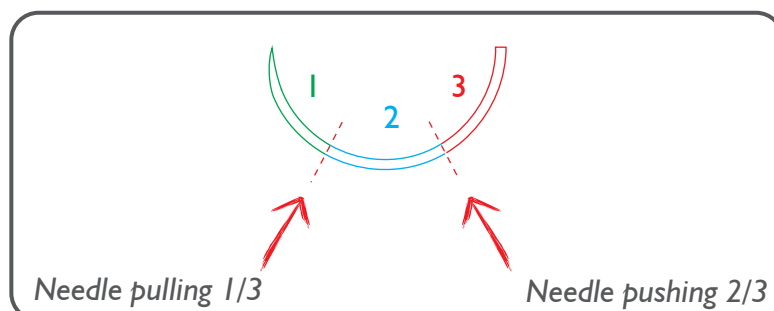


1- The needle holder should be carefully selected to match the size and strength of the needle to be used. The use of a needle holder larger than required can result in damage to the needle and in particular, distortion of the curvature.

2- The needle holder should be in good condition as worn jaws can result in needle rotation and instability in the needle holder. Nicks or defects in the needle holder jaws can also cause damage to the needle and loss of strength.

3- Needles should be grasped securely on the tip of the needle holder jaws.

4- Needles should only be held in the flattened area provided and should not be grasped on the attachment area or near to the needle point. Needles which are not flattened should be grasped for placement at a point approximately one third of the needle length from the butt. Excessive force should not be applied when gripping the needle, particularly with Tungsten Carbide jaw inserts, as this may damage the needle body and cause loss of strength or breakage.





Boz®

BOZ TIBBİ MALZEME SAN. VE TİC. A.Ş.

Sağlık Mah. Sağlık Sok. No:33/5 Sıhhiye/Çankaya/ANKARA/TÜRKİYE
Tel : +90 (312) 254 03 40 (5 hat) Faks : +90 (312) 254 03 50
web: www.boztibbi.com - email: boz@boztibbi.com

DentalSutureKatalog-ing/rev02/09.03.2018

Boz Grafik